



ECO HOT™

Installation Manual

Model no. WHO_321064-NG, WHO_321064-LP Instantaneous Water Heater

For Exterior Use Only

Please read this manual carefully

Domestic Hot Water Use in Commercial Applications Will Limit Warranty



WARNING: IF THE INFORMATION IN THESE INSTRUCTIONS IS NOT FOLLOWED EXACTLY, A FIRE OR EXPLOSION MAY RESULT, CAUSING PROPERTY DAMAGE, PERSONAL INJURY OR DEATH.

- **Do not store or use gasoline or other flammable vapors and liquids in the vicinity of this or any other appliance.**
- **WHAT TO DO IF YOU SMELL GAS**
 - Do not try to light any appliance.
 - Do not touch any electrical switch; do not use any phone in your building.
 - Immediately call your gas supplier from a neighbor's phone. Follow the gas supplier's instructions.
 - If you cannot reach your gas supplier, call the fire department.
- **Installation and service must be performed by a qualified installer, service agency or the gas supplier.**

******* IMPORTANT*******

Upon completion of the installation, these instructions should be handed to the user of the appliance for future reference.

This product is not approved for manufactured homes (mobile home), recreational vehicles (RV) or boats.

Figure : Plumbing Installation

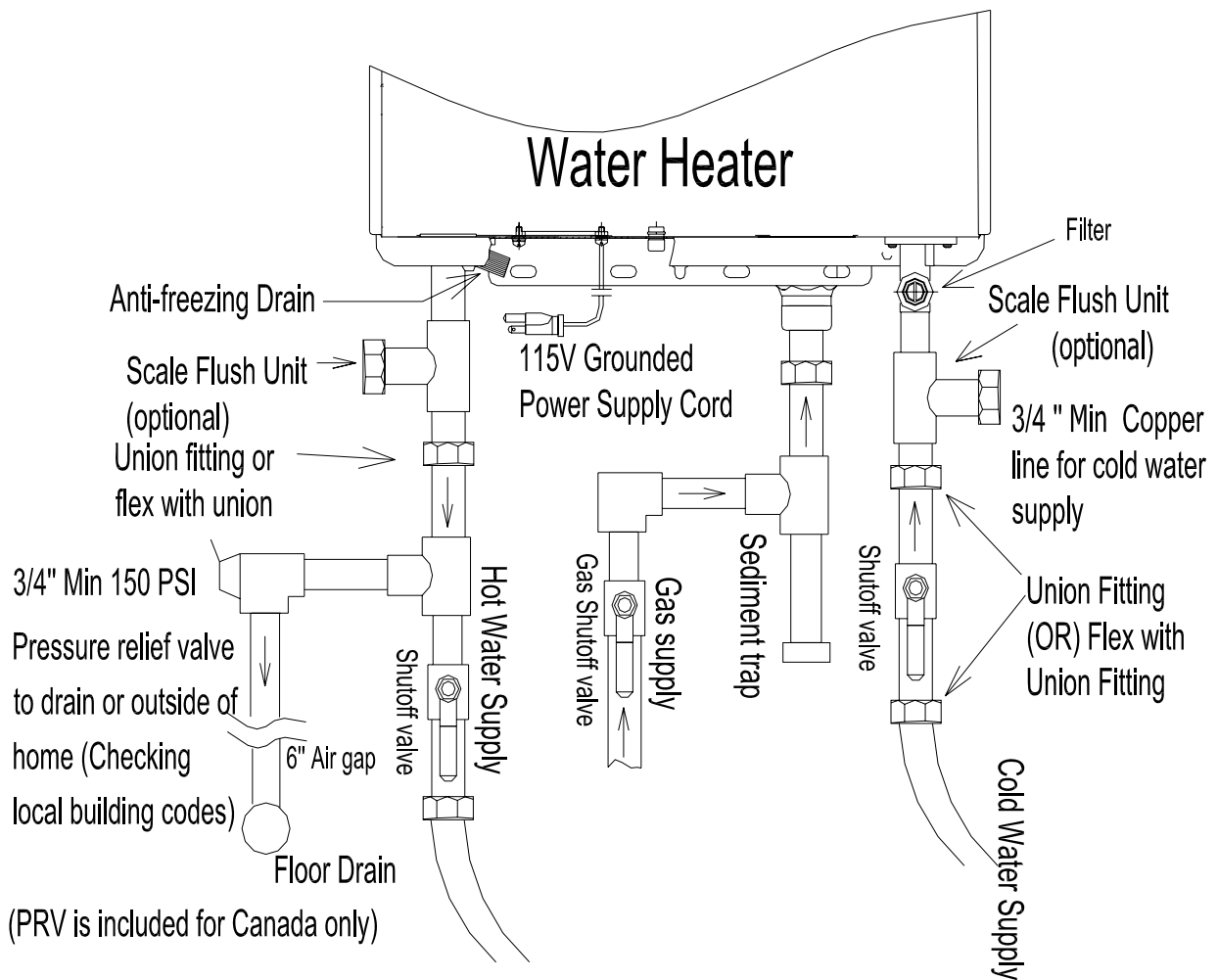


Figure : Front & Side Views

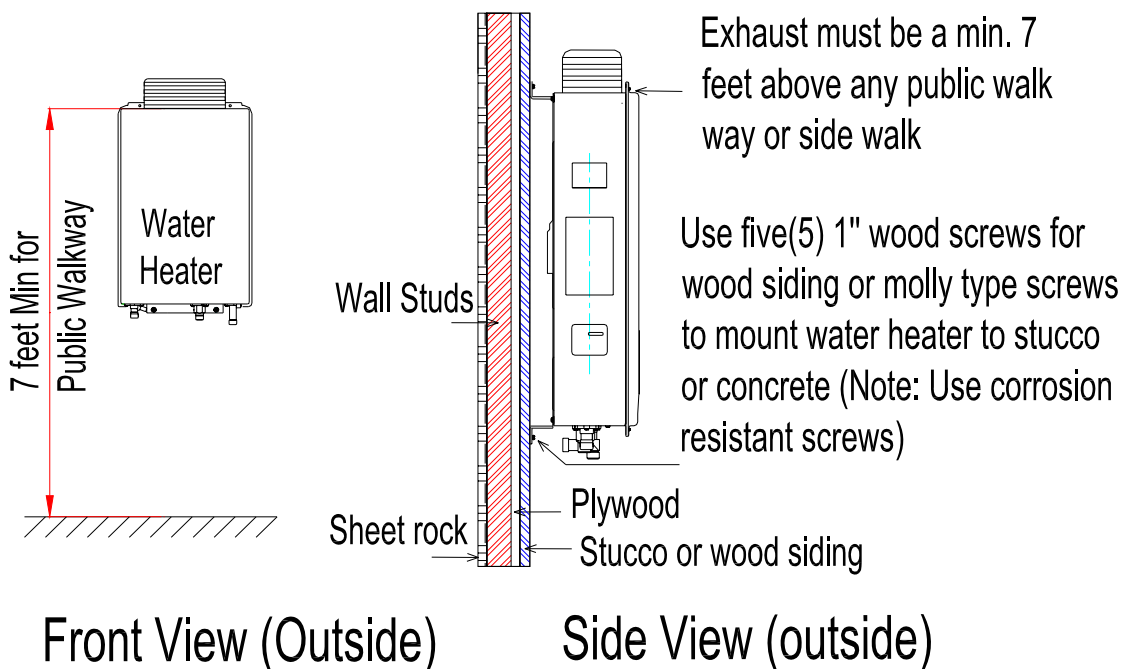
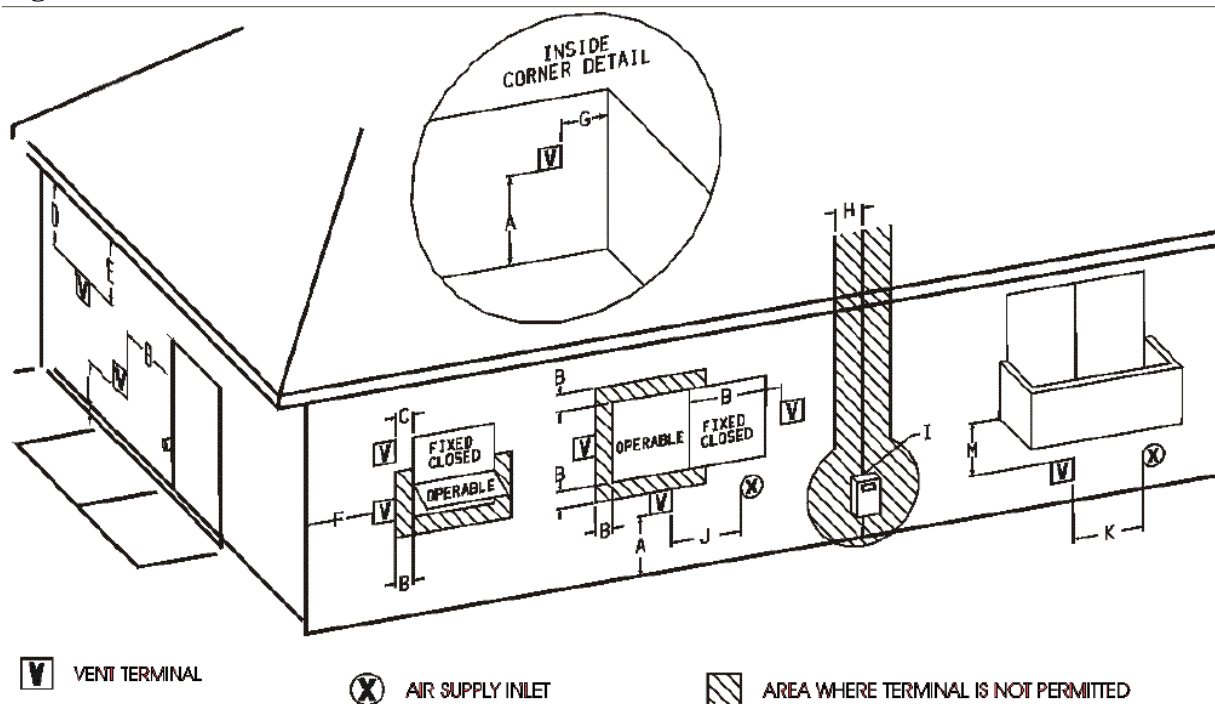


Figure : Direct Vent Terminal



V VENT TERMINAL

X AIR SUPPLY INLET

Hatched Area AREA WHERE TERMINAL IS NOT PERMITTED

	Canadian Installation(1)	US Installation(2)
A= Clearance above grade, Veranda, porch, deck, or balcony	12 inches(30cm)	12 inches (30cm)
B= Clearance to window or door that may be opened	6 inches (15cm) for appliances <10,000Btuh(3kW), 12 inches(30cm) for appliances> 10,000Btuh(3kW)and ≤100,000 Btuh(30kW), 36inches(91cm) for Appliances>100,000Btuh(30kW)	6 inches (15cm) for appliances <10,000Btuh(3kW), 9 inches(23cm) for appliances> 10,000Btuh(3kW)and ≤50,000 Btuh(15kW), 12inches(30cm) for Appliances>50,000Btuh(15kW)
C= Clearance to window or door That may be opened	*36"	*48"
D= Clearance to permanently Closed window	*12"	*12"
E= Clearance to unventilated Soffit Or Eaves	*3 Feet Min.	*3 Feet Min.
F= Clearance to outside corner	*12"	*12"
G= Clearance to inside corner	*24"	*24"
H= Clearance to each side of Center line extended above Meter/regulator assembly	3 feet(91cm) within a height 15 feet above the meter/regulator assembly	*36"
I= Clearance to service regulator	6 feet(1.83m)	*6 feet (1.83m)

Vent outlet		
J= Clearance to non mechanical Air supply inlet to building or the combustion air inlet to any other appliance	6 inches (15cm) for appliances <10,000Btuh(3kW), 12 inches(30cm) for appliances> 10,000Btuh(3kW)and ≤100,000 Btuh(30kW), 36inches(91cm) for Appliances>100,000Btuh(30kW)	6 inches (15cm) for appliances <10,000Btuh(3kW), 9 inches(23cm) for appliances> 10,000Btuh(3kW)and ≤50,000 Btuh(15kW), 12inches(30cm) for Appliances>50,000Btuh(15kW)
K= Clearance to a mechanical air Supply inlet	6 feet(1.83m)	3 feet(91cm) above if within 10 feet(3m) horizontally
L= Clearance above paved Sidewalk or paved driveway located on public property	7 feet(2.13m) †	*
M= Clearance under veranda, Porch deck, or balcony	12 inches(30cm) ‡	*

(1)In accordance with the current CSA B149.1 *Natural Gas and Propane Installation Code*

(2)In accordance with the current ANSI Z223.1/NFPA 54 *National Fuel Gas Code*

†A vent shall not terminate directly above a sidewalk or paved driveway that is located between two single family dwellings and serves both dwellings.

‡Permitted only if veranda, porch, deck, or balcony is fully open on a minimum of two sides beneath the floor.

⊗For clearances not specified in ANSI Z223.1/NFPA 54 or CSA-B149.1, one of the following shall be indicated:

- a) A minimum clearance value determined by testing in accordance with section 2.20, or ;
- b) A reference to the following footnote

Note: ECOHOT Minimum Clearances:

Sides 12”

Floor 12” (or 12” above snow levels)

Eaves or Gutters 36”

Front 24”

Back 0”

BE SURE TO KEEP VEGITATION GROWTH CLEAR FROM WATER HEATER.

For Tech. Support, Call 1-877-5ECOHOT (1-877-532-6468)